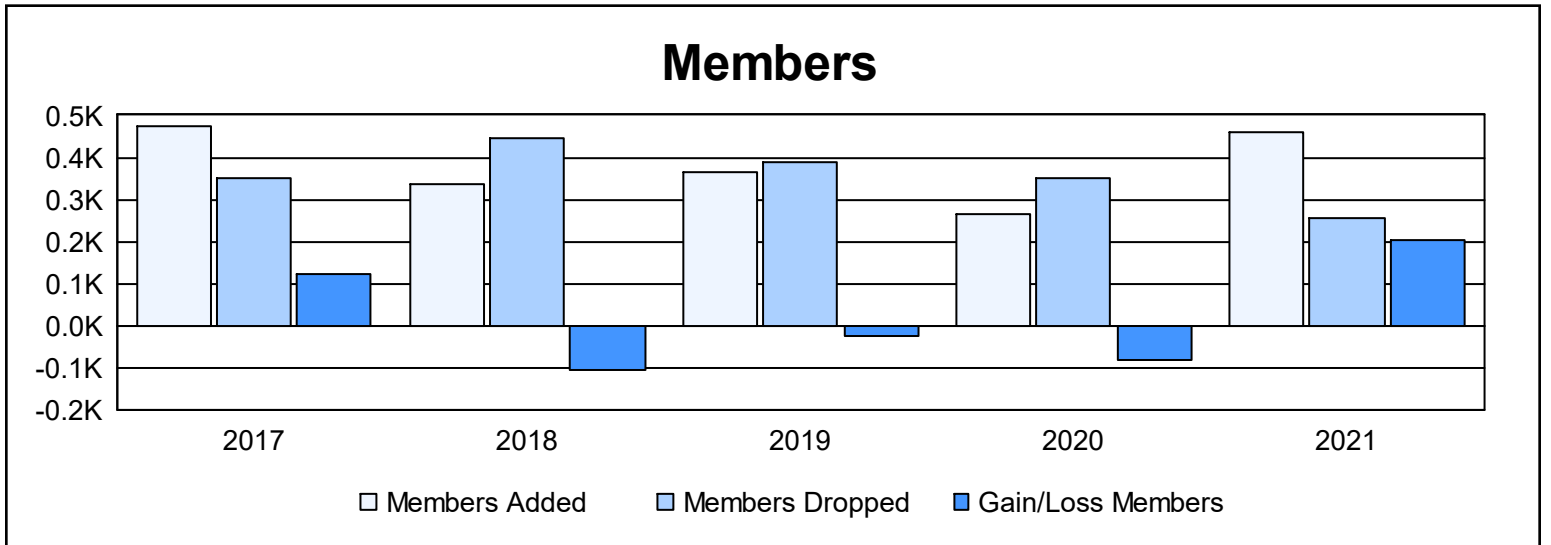
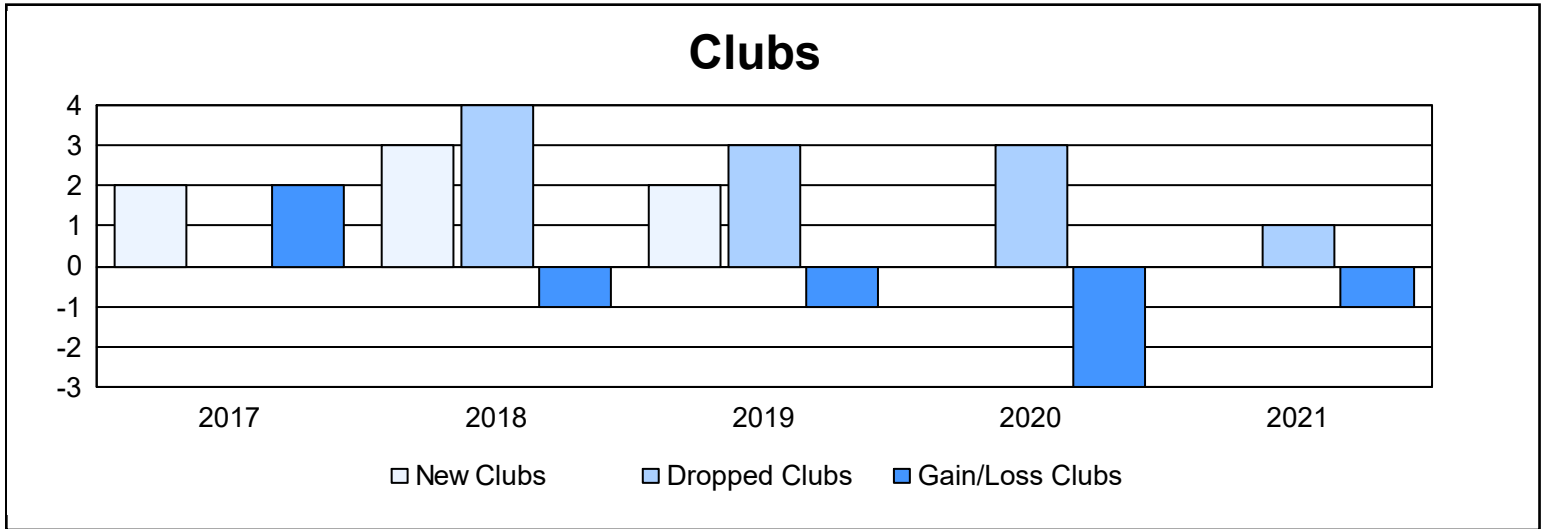
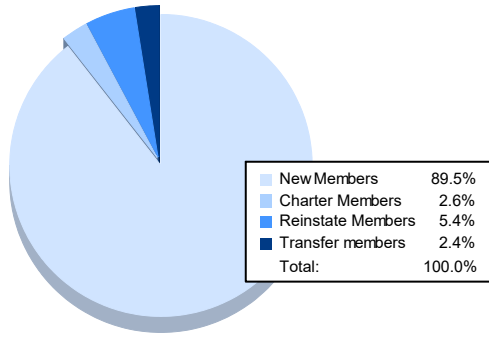


| Year           | New Clubs | Dropped Clubs | Gain/ Loss Clubs | New Members | Charter Members | Reinstate Members | Transfer Members | Total Member Added | Total Members Dropped | Gain/ Loss Members |
|----------------|-----------|---------------|------------------|-------------|-----------------|-------------------|------------------|--------------------|-----------------------|--------------------|
| 2016-2017      | 2         | 0             | 2                | 399         | 52              | 17                | 6                | 474                | 352                   | 122                |
| 2017-2018      | 3         | 4             | -1               | 216         | 95              | 19                | 7                | 337                | 445                   | -108               |
| 2018-2019      | 2         | 3             | -1               | 241         | 63              | 52                | 7                | 363                | 389                   | -26                |
| 2019-2020      | 0         | 3             | -3               | 235         | 1               | 9                 | 21               | 266                | 350                   | -84                |
| 2020-2021      | 0         | 1             | -1               | 411         | 12              | 25                | 11               | 459                | 256                   | 203                |
| <b>Average</b> | <b>1</b>  | <b>2</b>      | <b>-1</b>        | <b>300</b>  | <b>45</b>       | <b>24</b>         | <b>10</b>        | <b>380</b>         | <b>358</b>            | <b>21</b>          |



### Membership Composition June 2021 Cumulative



### Gender Composition June 2021 Cumulative

